

$\text{T}_{\text{E}}\text{X}$ macs interfaces to *Maxima*, *MuPAD* and *REDUCE*

A. G. Grozin

Budker Institute of Nuclear Physics, Novosibirsk 630090, Russia

A.G.Grozin@inp.nsk.su

Abstract

GNU $\text{T}_{\text{E}}\text{X}$ macs is a free wysiwyg word processor providing an excellent typesetting quality of texts and formulae. It can also be used as an interface to Computer Algebra Systems (CASs). In the present work, interfaces to three general-purpose CASs have been implemented.

1 $\text{T}_{\text{E}}\text{X}$ macs

GNU $\text{T}_{\text{E}}\text{X}$ macs [1] is a free (GPL) word processor which

- typesets texts and mathematical formulae with very high quality (like $\text{L}^{\text{A}}\text{T}_{\text{E}}\text{X}$),
- emphasizes the logical structure of a document rather than its appearance (like $\text{L}^{\text{A}}\text{T}_{\text{E}}\text{X}$),
- is easy to use and intuitive (like typical wysiwyg word processors),
- can be extended by a powerful programming language (like Emacs),
- can include PostScript figures (as well as other figures which can be converted to PostScript),
- can export $\text{L}^{\text{A}}\text{T}_{\text{E}}\text{X}$, and import $\text{L}^{\text{A}}\text{T}_{\text{E}}\text{X}$ and `html`,
- supports a number of languages based on Latin and Cyrillic alphabets.

It uses $\text{T}_{\text{E}}\text{X}$ fonts both on screen and when printing documents. Therefore, it is truly wysiwyg, with equally good quality of on-screen and printed documents (in contrast to LyX which uses X fonts on screen and calls $\text{L}^{\text{A}}\text{T}_{\text{E}}\text{X}$ for printing). There is a similar commercial program called Scientific Workplace (for Windows).

$\text{T}_{\text{E}}\text{X}$ macs can also be used as an interface to any CAS which can generate $\text{L}^{\text{A}}\text{T}_{\text{E}}\text{X}$ output. It renders $\text{L}^{\text{A}}\text{T}_{\text{E}}\text{X}$ formulae on the fly, producing CAS output with highest

typesetting quality (better than, e.g., *Mathematica*, which uses fixed-width fonts for formula output). A user can utilize editing facilities of T_EXmacs: copy (a part of) a previous input into the new one, edit it and sent to the CAS, copy a result derived using the CAS into a paper, etc. In the present talk, I give some examples of using *Maxima*, *MuPAD* and *REDUCE* via T_EXmacs. It is not my aim to describe these powerful and complex CASs; I only show examples of typesetting produced by T_EXmacs. This talk has been written in T_EXmacs and exported to L^AT_EX.

2 Maxima

Macsyma is one of the oldest and most mature CASs. It was developed at MIT during the end of sixties – beginning of seventies. Later, it was owned by various commercial companies. Now it seems practically dead.

Fortunately, a free CAS *Maxima* is now under GPL. It is based upon the *Macsyma* code base from seventies, with a number of later enhancements. It incorporates a lot of mathematical knowledge, is stable and well tested. From its very beginning, *Macsyma* (and *Maxima*) pays much attention to mathematical correctness; for example, if the form of an integral depends on the sign of a parameter, it will ask the user about it, or use an assumption – other systems only recently incorporated similar facilities. It is an excellent platform for research projects, because it provides a solid foundation, and it cannot vanish into thin air as commercial systems (e.g., *Macsyma*) can do at any moment. Its text-based interface now looks somewhat old-fashioned. When combined with a nice graphical interface provided by T_EXmacs, it can compete with commercial CASs like *Mathematica* and *Maple*, and even produce higher-quality output. And it is difficult for commercial vendors to beat the price :-)

Here is a sample *Maxima* session within T_EXmacs.

```
GCL (GNU Common Lisp) Version(2.4.0) Tue May 15 15:03:11 NOVST 2001
Licensed under GNU Library General Public License
Contains Enhancements by W. Schelter
Maxima 5.6 Tue May 15 15:03:08 NOVST 2001
(with enhancements by W. Schelter).
Licensed under the GNU Public License (see file COPYING)
```

```
(C1) (x^2-y^2)/(x^2+y^2)+sin(alpha)^2;
```

```
(D1)  $\frac{x^2 - y^2}{y^2 + x^2} + \sin^2 \alpha$ 
```

```
(C2) expand((x+y-1)^5);
```

```
(D2)  $y^5 + 5xy^4 - 5y^4 + 10x^2y^3 - 20xy^3 + 10y^3 + 10x^3y^2 - 30x^2y^2 + 30xy^2 - 10y^2 + 5x^4y - 20x^3y + 30x^2y - 20xy + 5y + x^5 - 5x^4 + 10x^3 - 10x^2 + 5x - 1$ 
```

(C3) `solve(a*x^2+b*x+c,x);`
(D3) $\left[x = -\frac{\sqrt{b^2 - 4ac} + b}{2a}, x = -\frac{b - \sqrt{b^2 - 4ac}}{2a} \right]$
(C4) `integrate(sqrt(x^2+a),x);`
Is *a* positive or negative? negative;
(D4) $\frac{a \log(2\sqrt{x^2 + a} + 2x)}{2} + \frac{x\sqrt{x^2 + a}}{2}$
(C5) `assume(a>0);`
(D5) $[a > 0]$
(C6) `integrate(sqrt(x^2+a),x);`
(D6) $\frac{a \operatorname{ASINH}\left(\frac{x}{\sqrt{a}}\right)}{2} + \frac{x\sqrt{x^2 + a}}{2}$
(C7) `integrate(exp(sin(x)),x,0,%pi);`
(D7) $\int_0^\pi e^{\sin x} dx$
(C8) `diff(f(x),x,2);`
(D8) $\frac{d^2}{dx^2} f(x)$
(C9) `g:gamma(1+x);`
(D9) $\Gamma(x + 1)$
(C10) `taylor(g,x,0,3);`
(D10) $1 - \gamma x + \frac{(6\gamma^2 + \pi^2)x^2}{12} - \frac{(2\gamma^3 + \pi^2\gamma + 4\zeta(3))x^3}{12} + \dots$
(C11) `m:entermatrix(2,2);`

Is the matrix 1. Diagonal 2. Symmetric 3. Antisymmetric
4. General

Answer 1, 2, 3 or 4 : 4;

Row 1 Column 1: a;

Row 1 Column 2: b;

Row 2 Column 1: c;

Row 2 Column 2: d;

Matrix entered.

(D11) $\begin{pmatrix} a & b \\ c & d \end{pmatrix}$

(C12) `m^(-1);`

(D12) $\begin{pmatrix} \frac{d}{ad-bc} & -\frac{b}{ad-bc} \\ -\frac{c}{ad-bc} & \frac{a}{ad-bc} \end{pmatrix}$

(C13) `fac(n):=if n=0 then 1 else n*fac(n-1);`

(D13) `fac(n) := if n = 0 then 1 else n fac(n - 1)`

(C14) `trace(fac);`

(D14) $[\operatorname{fac}]$

```

(C15) fac(5);
1 Enter fac [5]
  2 Enter fac [4]
    3 Enter fac [3]
      4 Enter fac [2]
        5 Enter fac [1]
          6 Enter fac [0]
            6 Exit fac 1
              5 Exit fac 1
                4 Exit fac 2
                  3 Exit fac 6
                    2 Exit fac 24
                      1 Exit fac 120
(D15) 120
(C16) f(x):=block([a,z:0],a:x+1,a:a/z,a+1);
(D16) f(x) := block ([a, z : 0], a : x + 1, a :  $\frac{a}{z}$ , a + 1)
(C17) debugmode(true);
(D17) true
(C18) f(u);
Division by 0
-- an error. Entering the Maxima Debugger dbm f(x=u)
(dbm:1) a;
u + 1
(dbm:1) z;
0
(dbm:1) :q
(C19) plot2d(sin(x)/x,[x,-10,10]);
(D19) 0
(C20) f(x,y):=sin(sqrt(x^2+y^2))/sqrt(x^2+y^2);
(D20)  $f(x,y) := \frac{\sin \sqrt{x^2 + y^2}}{\sqrt{x^2 + y^2}}$ 
(C21) plot3d(f(x,y),[x,-10,10],[y,-10,10]);
(D21) 0

```

Plots appear in separate windows (Fig. 1). When the mouse is over such a window, its coordinates are continuously displayed at the upper left corner (in the 3d case, also z of the surface at the mouse position (x, y) is shown). When the mouse is at the upper left corner, a menu appears. It allows the user to control the plot: zoom, rotate (in the 3d case), print, save as PostScript, etc.

The toolbar icon showing the question mark shows the *Maxima* documentation. The *Maxima* manual is in html; it is imported into T_EXmacs and shown in a new buffer. Hyperlinks work with double click. It is easy to arrange things in such a way that you do calculations in one T_EXmacs window, and read the manual in another

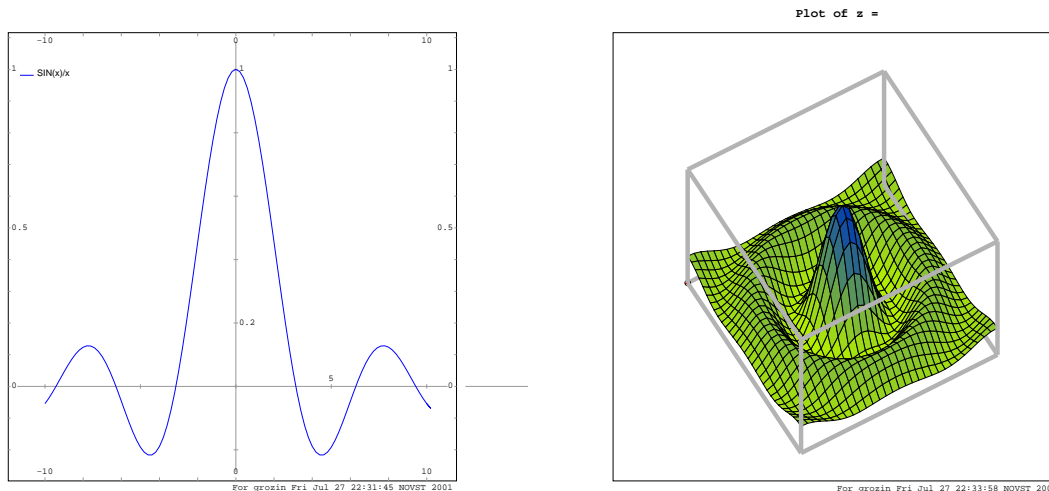


Figure 1: *Maxima* plots

window.

3 MuPAD

MuPAD [3] is the most recent addition to the family of universal CASs. It is being developed at University of Paderborn, and commercially distributed by SciFace. In some cases, it can be obtained free of charge (see their web site), but it is not free software. It is rather similar to *Maple*, but designed from scratch, and some new fundamental ideas were incorporated. The library is not so extensive as those of older systems, but *MuPAD* is progressing fast. Its interface is text-based (except the Windows version). Therefore, adding a high-quality graphical formula output provided by $\text{T}_{\text{E}}\text{X}$ macs is useful.

Here is a sample *MuPAD* session within $\text{T}_{\text{E}}\text{X}$ macs.

```

*-----*      MuPAD 2.0.0 -- The Open Computer Algebra System
/|    /|
*-----* |      Copyright (c) 1997 - 2000 by SciFace Software
| *--|-*          All rights reserved.
|/    |/
*-----*      Licensed to:   Andrey Grozin

```

```

>> (x^2-y^2)/(x^2+y^2)+sin(alpha)^2
sin(alpha)^2 + (x^2 - y^2) / (x^2 + y^2)

```

```

>> expand((x+y-1)^5)
5 x + 5 y - 20 x y - 10 x^2 + 10 x^3 - 10 y^2 - 5 x^4 + 10 y^3 + x^5 - 5 y^4 + y^5 + 30 x y^2
+ 30 x^2 y - 20 x y^3 - 20 x^3 y + 5 x y^4 + 5 x^4 y - 30 x^2 y^2 + 10 x^2 y^3 + 10 x^3 y^2 - 1
>> solve(a*x^2+b*x+c=0,x)
{
  C                                     if a = 0 ∧ b = 0 ∧ c = 0
  {}                                     if a = 0 ∧ b = 0 ∧ c ≠ 0
  { -c/b }                               if a = 0 ∧ b ≠ 0
  { (-b-√(b^2-4ac))/2a, (b-√(b^2-4ac))/2a } if a ≠ 0
}
>> int(sqrt(x^2+a),x)
x√(a+x^2)/2 + a ln(x+√(a+x^2))/2
>> i1:=int(exp(sin(x)),x=0..PI); float(i1)
∫₀^π exp(sin(x)) dx
6.208758036
>> diff(f(x),x,x)
∂²/∂x² f(x)
>> g:=gamma(1+x)
γ(x+1)
>> series(g,x=0,4)
1 - xγ + x² (π²/12 + γ²/2) + x³ (-ζ(3)/3 - γ³/6 - π²γ/12) + O(x⁴)
>> M:=matrix([[a,b],[c,d]]); 1/M
( a  b )
( c  d )
( -d/(bc-ad)  b/(bc-ad) )
( c/(bc-ad)  -a/(bc-ad) )
>> plotfunc2d(sin(x)/x,x=-10..10)
Warning: Dumb terminal: Plot data saved in binary file save.mp
[plot]; during evaluation of 'plot2d'
>> f:=(x,y)->sin(sqrt(x^2+y^2))/sqrt(x^2+y^2)
(x, y) ->sin(sqrt(x^2+ y^2))/sqrt(x^2+ y^2)
>> plotfunc3d(f(x,y),x=-10..10,y=-10..10)
Warning: Dumb terminal: Plot data saved in binary file save.mp
[plot]; during evaluation of 'plot3d'
>> quit
The end

```

Plots appear in separate windows (Fig. 2). Spurious warnings about dumb terminal may be ignored. Plots are displayed by the program `vcam` which is distributed with *MuPAD*. They can be controlled (and saved to PostScript files) via menus.

The question mark icon opens the help menu. *MuPAD* documentation is extensive and high-quality. It is written in an extension of \LaTeX with hyperlinks, and

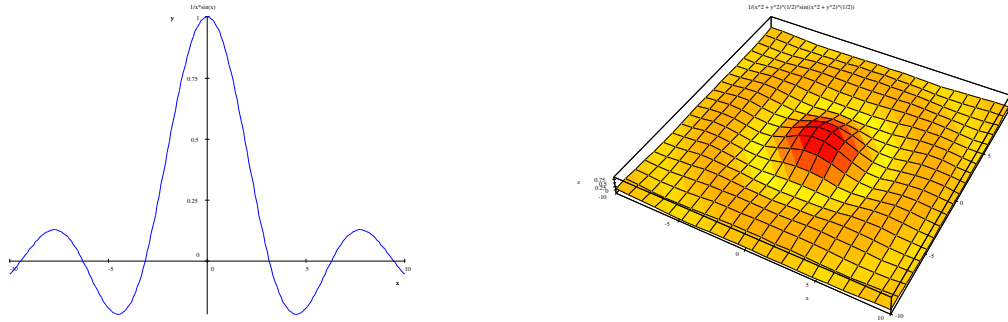


Figure 2: *MuPAD* plots

displayed by an extended `dvi` viewer distributed with *MuPAD*. Therefore, it has high typesetting quality.

4 REDUCE

REDUCE is one of the older CASs (it was somewhat influenced by *Macsyma*). It is a commercial system. It is stable and efficient, and can solve larger problems in a given memory than, say, *Mathematica*. Its text-based interface looks old-fashioned; it has also an X interface, which provides 2-dimensional formula output (not of a very high quality) and a convenient on-line help.

Here is a sample *REDUCE* session within T_EXmacs.

```
Loading image file ./opt/reduce/lisp/psl/linux/red/reduce.img
REDUCE 3.7, 15-Apr-1999, patched to 14-Jun-2001 ...
```

```
1: (x^2-y^2)/(x^2+y^2)+sin(alpha)^2;
```

$$\frac{\sin(\alpha)^2 x^2 + \sin(\alpha)^2 y^2 + x^2 - y^2}{x^2 + y^2}$$

```
2: (x+y-1)^5;
```

$$x^5 + 5x^4y - 5x^4 + 10x^3y^2 - 20x^3y + 10x^3 + 10x^2y^3 - 30x^2y^2 + 30x^2y - 10x^2 + 5xy^4 - 20xy^3 + 30xy^2 - 20xy + 5x + y^5 - 5y^4 + 10y^3 - 10y^2 + 5y - 1$$

```
3: solve(a*x^2+b*x+c=0,x);
```

$$\left\{ x = \frac{\sqrt{-4ac + b^2} - b}{2a}, x = \frac{-(\sqrt{-4ac + b^2} + b)}{2a} \right\}$$

```
4: int(sqrt(x^2+a),x);
```

$$\frac{\sqrt{a + x^2}x + \log\left(\frac{\sqrt{a+x^2}+x}{\sqrt{a}}\right)}{a}$$

2

```

5: int(exp(sin(x)),x);

$$\int e^{\sin(x)} dx$$

6: df(f(x),x,2);
Declare f operator ? y

$$\frac{\partial^2 f(x)}{\partial x^2}$$

7: taylor(sin(x),x,0,10);

$$x - \frac{1}{6}x^3 + \frac{1}{120}x^5 - \frac{1}{5040}x^7 + \frac{1}{362880}x^9 + O(x^{11})$$

8: m:=mat((a,b),(c,d));

$$m := \begin{pmatrix} a & b \\ c & d \end{pmatrix}$$

9: 1/m;

$$\begin{pmatrix} \frac{d}{ad-bc} & \frac{-b}{ad-bc} \\ \frac{-c}{ad-bc} & \frac{a}{ad-bc} \end{pmatrix}$$

10: plot(sin(x)/x,x=(-10 .. 10));
11: procedure f(x,y); sin(sqrt(x^2+y^2))/sqrt(x^2+y^2);
f
12: plot(f(x,y),x=(-10 .. 10),y=(-10 .. 10),hidden3d,points=40);
13: bye;
Quitting
The end

```

Plots appear in separate windows, they are displayed by `gnuplot` (Fig. 3). Unfortunately, it is not possible to control them interactively, one has to use options in the plot procedure. In order to save a plot to a PostScript file, the options

```
terminal="postscript eps",output="filename.eps"
```

are used.

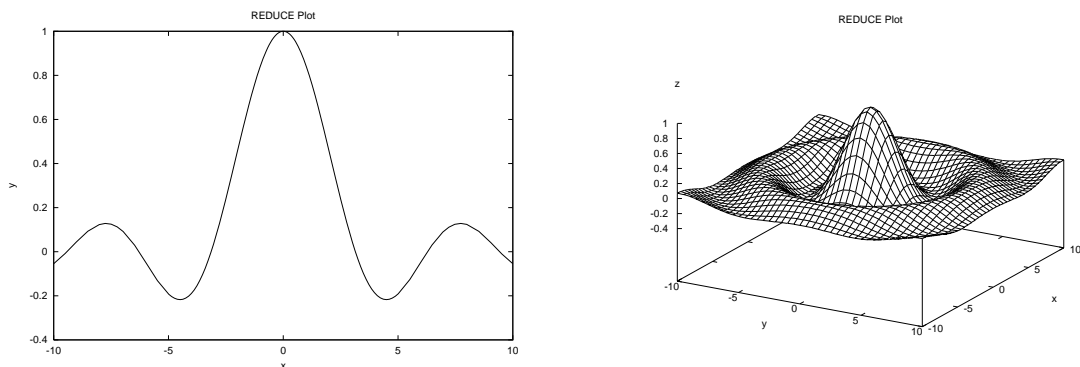


Figure 3: *REDUCE* plots

The question mark icon displays help menu. *REDUCE* manual (written in \LaTeX) is imported into \TeX macs. Some \LaTeX constructs are not handled correctly, but, nevertheless, the manual is quite readable.

All interfaces described in this talk are preliminary, and require more work. It is not difficult to implement \TeX macs interfaces with more CASs. \TeX macs progresses fast; in the future, it can become a complete scientist's work place, suitable both for writing articles and for doing calculations using various external systems, within the same comfortable environment.

I am grateful to Joris van der Hoeven for numerous discussions about \TeX macs and CAS interfaces; to William Schelter for his great help with *Maxima* and its \LaTeX generation; to Ralf Hillebrand for similar help with *MuPAD* and for providing an improved \LaTeX generation library; to Winfried Neun for useful discussions about *REDUCE*.

References

- [1] J. van der Hoeven, <http://www.texmacs.org/>
- [2] W. F. Schelter, <http://www.ma.utexas.edu/maxima.html>
- [3] *MuPAD* team, <http://www.mupad.com/>
- [4] A. C. Hearn, <http://www.uni-koeln.de/REDUCE/>